

Congratulations on purchasing a Hawk Racing™ product!

Hawk Racing™ has designed a new generation bottom bracket. You will be impressed with the advantages you will gain compared to standard bottom brackets. Our bottom brackets are lighter than most ceramic bottom brackets and up to 80% more energy efficient than most high end bottom brackets on the market, providing you a quicker and easier way to reach terminal velocity. This high quality bottom bracket with double sealed bearings was developed using Folmer Technology®. Please view our video at www.hawk-racing.com to understand the benefits of using our bottom bracket.

Installation of your new Hawk Racing Bottom Bracket

The following instructions should be read thoroughly before installation. Improper installation of your bottom bracket may cause serious injury or death. Hawk Racing recommends having your parts installed by a qualified bicycle mechanic. Hawk Racing assumes no responsibility for malfunction or injury due to faulty installation.

- Please ensure that the threads in the frame are clean and without damage and that both sides of the BB shell are faced off.
- Please ensure that the frame and our Bottom Bracket have compatible threads & shell Width.
- Please keep these instructions in a safe place for future reference.

Warranty

Hawk Racing Bottom Bracket has a 2 year warranty against mechanical failure. The warranty is only valid if the Bottom Bracket was correctly fitted according to manufacturer's instructions. The warranty does NOT cover failure caused by high pressure washers or riding in adverse weather conditions.

Bottom Bracket Specifications

Weight: 87g

Bearings: Precision Stainless steel balls with Folmer technology® double sealed bearings.

Compatibility: External Shimano, FSA or SRAM* Cranksets

BB thread: English (68mm or 70mm) All our bearings are ISO certified

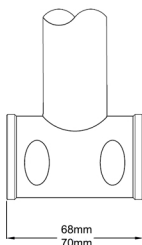
*Special washer Kit needed!

1. Check the width of your bottom bracket shell.
2. Install BB while referring to the following instructions.

Use a special tool to install the right and left BB cup.

Tightening torque: 35-40 Nm

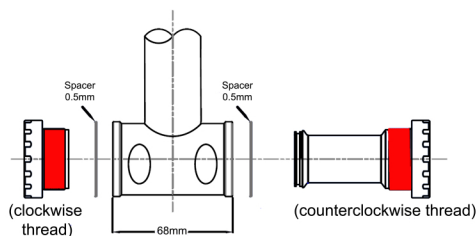
Please use spacer to adjust the correct chain line.



FOR SHIMANO INTEGRATED BB TYPE (BB Color - RED)

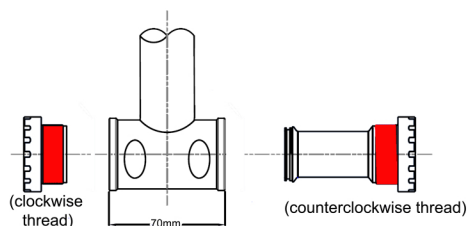
Road Racing - Shimano, FSA

Installation for 68mm Bottom Bracket Shell



Road Racing - Shimano, FSA

Installation for 70mm Bottom Bracket Shell



MAINTENANCE

Our bearings do not require special maintenance, however, we do recommend that you occasionally clean your high quality bottom bracket to guarantee a long lasting life. Use only water and mild soap when cleaning the crankset and bottom bracket. Do NOT use a pressure washer.

After riding your bike in dirty and wet conditions wash your bike and use a Dust Removal spray can to dry your bottom bracket. This will remove moisture from the bottom bracket. Dust Removal cans are available at your local Office Supply Store. If you have any questions, please contact us at usa@hawk-racing.com